



The Day of the Children's Crowns

Dr. Sergio Sánchez Cordero





The story that will change a centuries'-old tradition

Chapter I

Crowning of Tooth Fairies and Mice with the 'Crown of the 6'es 🐾'

A Classroom Play for Preschool and First Graders.

Visualizing the children's dental layout at **6 years of age** holding **20 milk teeth** and **28 permanent crowns**, is fundamental in understanding the whole concept. The following two-page illustration makes it straight forward. It is an '*informative visual*' that integrates images, numbers, characters, and a **color-coded** dental layout. When shown to parents, grandparents or teachers, their reaction is remarkable. They immediately sense its context and preventive message creating an awareness. It allows the whole family to understand why the **6'es 🐾** were never celebrated in spite of being highly important and vulnerable to cavities at that age!

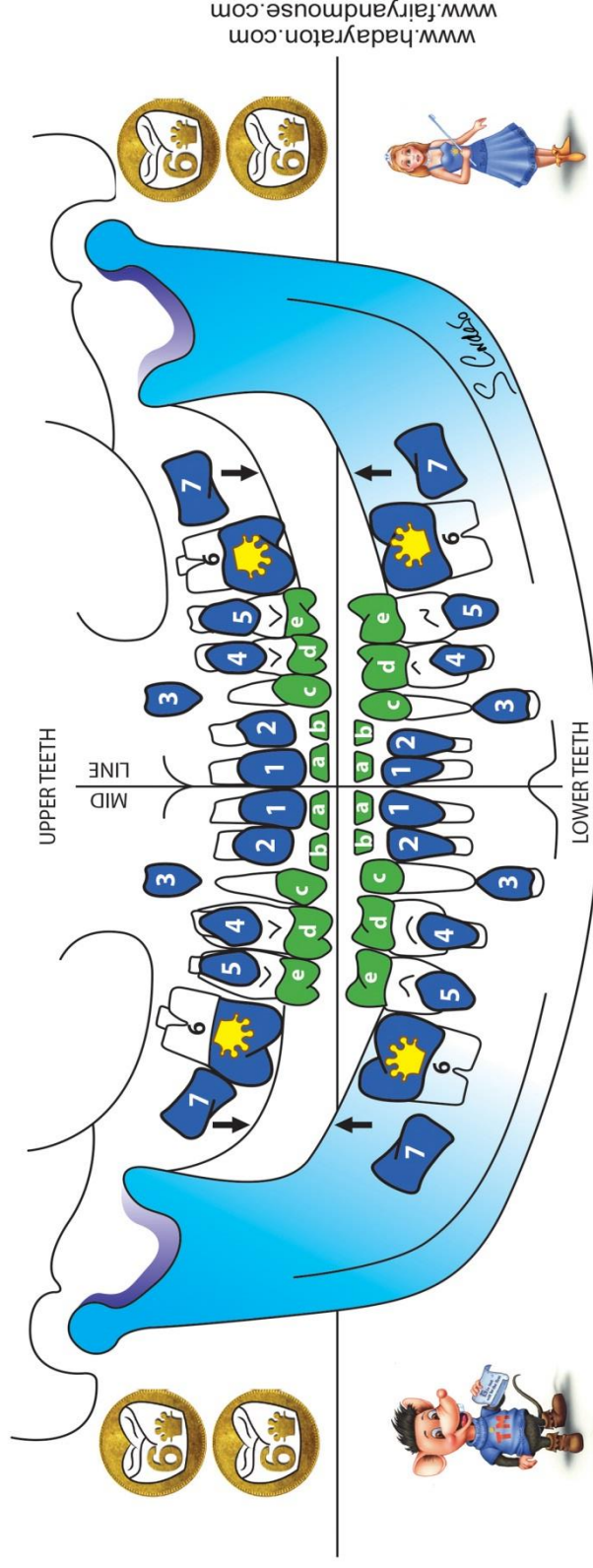
The number-image term of **6 🐾** and **6'es 🐾 (plural)** was coined precisely during the making of this work. As the illustration shows, it stands as the universal symbol of the **first permanent back-tooth** or **molar** (term in dentistry) in *all languages*. It is easy and fun to remember, so families around the world will be able to share this same health message.

Prepared one week ahead, girls will be crowned as **Tooth Fairies** and boys as **Teethy Mice**, two collaborative heroes in dental prevention. The fantasy allows to permeate the minds of children and grown-ups alike, leaving a long lasting impact in the school and family culture.

The Children's Crowns Parade, is coming!

-Dental layout around **6 years of age**: pre and elementary school starters-

All along elementary school, **20 milk teeth** will be shed and the crowns of **28 permanent teeth** will emerge. The **6es** are the **first permanent molars** and their developing roots will allow them to erupt soon. Parents and children themselves must notify the Tooth Fairy and/or el Ratón with the 'Coin of the 6' when each **6** arrives. They will kindly leave a reward + a toothbrush! You will use these **6es** 3 times a day for the next 70+ years!



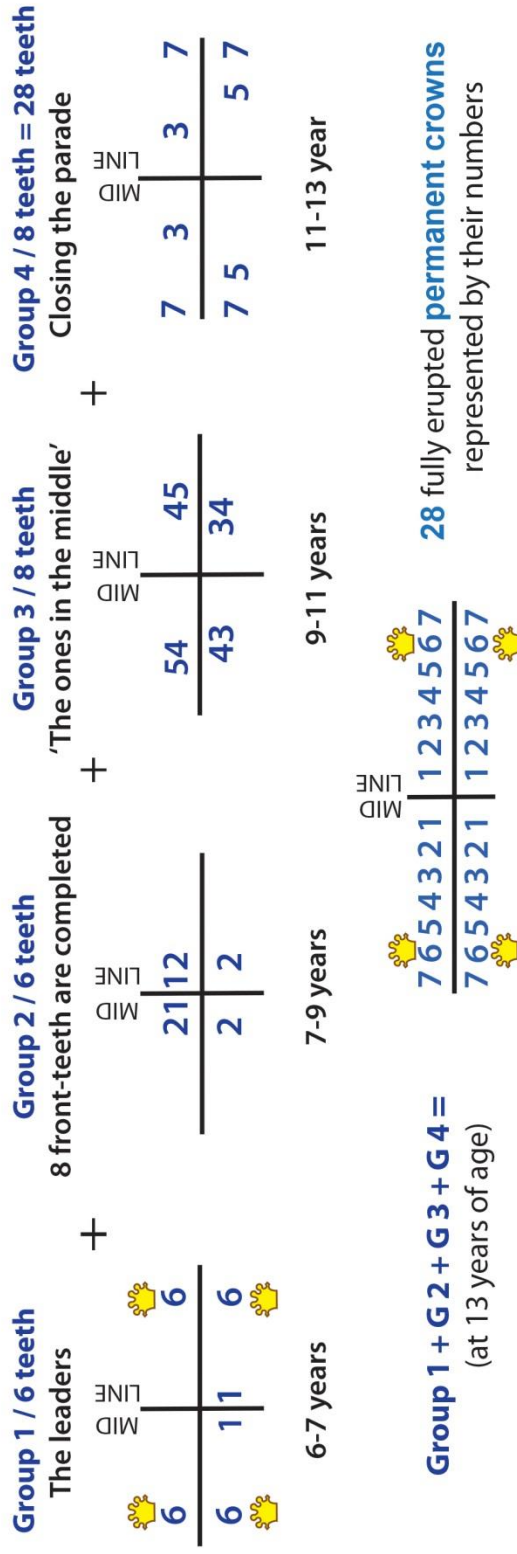
The MID LINE allows a cross to be traced that has 4 symmetric areas. **Each** of these areas or sections holds **7 numbered permanent teeth** that occupy a specific position. The **1s** are close to the MID LINE, the **7s** far away. The same criterion applies to the **milk teeth represented by a, b, c, d, e**. Consider variation in the time of eruption. The tendency is for girls to be one step ahead.

Term in dentistry in italics

1 = Front Tooth/Central Incisor	2 = Front Tooth/Lateral Incisor	3 = Canine / Cuspid
4 y 5 = Bicuspid/Premolars	6 = First Permanent Back Tooth/Molar	7 = Second Permanent Molar
as and bs = Front Milk Teeth	c = Milk Canine/Cuspid	d / e = First and second back milk-teeth

© 2014 Sergio Sanchez Cordero. All rights reserved.

In order to 'visualize' how the Parade of **28 permanent crowns** unfolds, we will simplify it with a scheme of crosses and numbers. These **28 crowns** will appear in a sequence of **4 Groups** as shown in the 4 crosses below. Each cross is telling us which crowns are emerging at that particular age-bracket. Every number represents a single crown, therefore when reading them have in mind that **21** or **12** are NOT 'twenty one or twelve', they stand for tooth **No.1** and tooth **No.2** which are neighbouring teeth. '**Adding**' the **4 crosses** makes a **28 crown** cross.



The illustration on the upper page, shows us that the crowns of the **6es** 🦷 have no shedding milk-tooth that will announce their arrival. They just erupt at the very back of the child's dental arches. So there was no reason for the Tooth Fairy to stop by and visit the child, but in our story these **6es** 🦷 become centerpiece and are even rewarded '*double the amount*' plus a *toothbrush* by means of the 'Coin of the **6** 🦷' (printed on the crown as cut-outs). Preschool and First Graders must be given the opportunity to live through 'The Day of the Children's Crowns'. Prepared a week ahead, the children will participate in the Classroom Play 'The Crowning of Tooth Fairies and Mice' with 'The Crown of the **6es** 🦷'. Its detailed script can be found in this book, or downloaded for free from our site. The eruption of the four **6es** 🦷 is a milestone in everyone's life, but only now we have come to realize how important it was in creating such an awareness. Never before, in no culture, were these **6es** 🦷 ever celebrated. As this is a new tradition, older children must also receive their 'Crown of the **6es** 🦷'. Once the **6es** 🦷 show up, there is no time to loose, '*brush every day and keep sugars at bay*'. They have to last for the next 70+ years!

'THE DAY OF THE CHILDREN'S CROWNS'

Crowning of Tooth Fairies and Mice with

'The Crown of the 6es👑' ©

'A CLASSROOM PLAY for **PRESCHOOL** and **FIRST GRADERS**'

Version 2.4

This latest PDF version is being constantly revised and actualized. It can be downloaded for free from our website...

www.fairyandmouse.com

This is actually the First Chapter of the book 'The Day of the Children's Crowns' also available in Spanish 'El Día de las Coronas de los Niños' (both in Amazon.com USA). It integrates a variety of fields of knowledge, and can function like a book in itself.

1. Foreword to Parents, Grandparents and Teachers. ...Page 6
2. Preparing for the Play one week ahead. ...Page 7-8
Songs were composed for the Play as background music (English/Spanish)
Listen to them at our website. Availability of the 'The Crown of the 6es👑'

Classroom Play

3. First Part. Presenting 'The Crown of the 6es👑' ...Page 9
The Castle's QUEEN explains the Crown's **Panoramic Dental Illustration** along with the meaning of the 6👑 and 6es👑 (plural), which in turn leads to the explanation of the role of the '6👑Coins' ...Pages 10-11
-Thereafter follows a narrative of short Story's passages, pertinent to the origin and adventure of the **Panoramic Dental Illustration**....Pages 12-14
4. Second Part. The Crowning Ceremony of Tooth Fairies and Mice ...Pages 14-16
5. Closing Remarks ...Pages 16-17
6. Images of 'The Crown of the 6es👑' and Posters to print ...Pages 18-23
7. Presenting *The Flat Spoon* (the first unbreakable dental mirror for family use) and the *Adjustable Cheek Retractor*. Upgrading the family's capabilities of monitoring and assisting tooth brushing of the 6es👑, like never before!
...Pages 24-30

Foreword to Parents, Grandparents and Teachers

Our story has a number of innovative facets. It heralds two collaborative preventive dentistry heroes, the Tooth Fairy and El Ratón (the Mouse in the Spanish tradition). The Story gives families with a bicultural heritage, a fantasy where they can merge both Characters of such an important tradition. Moreover, our two Characters have the unique commitment to highlight the importance of awareness of the **4 First Permanent Back Teeth** or **Molars** that erupt at **age 6**. We have given to this *crucial back-tooth* the universal name/symbol of the **6** 👑, and the **6es** 👑 when talking in plural. The preceding **Panoramic Dental Layout Illustration** and the **Crown's Parade** is an easy-to-grasp '*informative visual*', that will help the reader to *visually* understand the whole concept practically at-a-glance. You can download these **Illustration** them from our website.

Erupting as a back tooth in a little mouth, the **6es** 👑 are difficult to see, brush or be supervised by parents and/or grandparents. The fact is that most people are NOT even aware of the timing they arrive in a child's mouth, and *they often regard them as just being milk teeth!* Our **Panoramic Dental Layout Illustration** with color-coded **permanent** and **milk dentitions**, clarifies this issue.

This new Tooth Fairy Tradition will put fantasy to work on our side and raise awareness of those crucial weeks and months, *right after* these **6es** 👑 erupt. This is a window of opportunity that we can not let pass. Preventive action must follow.

Teeth have *different names* in *different languages*. The **6es** 👑 which are our main concern are called 'Back-Teeth' in English, in German 'Backen Zahne' (Teeth of the Cheeks) In French they are called 'Molaires' and in Spanish 'Molares', very similar to the term 'Molars' used by dentists all over the world, in dental textbooks and in scientific dental literature published in English. In the dental office, dentists shorten the term Molars and refer to them precisely as the **6 or the 6es**, just like you find it in our **Illustration**.

Now **6** is written and/or pronounced differently in every language SIX in English, SIX in French, SECHS in German, SEI in Italian, LIÚ in Chinese, ROKU in Japanese etc. but in EVERY language NUMBERS are UNIVERSAL.

So to make this new tradition truly universal, we have coined the name and term of the **6** 👑. This golden crown 👑 attached to number **6**, highlights their importance. You can think of it *like a universal emoji*, representing the **first permanent back tooth 6** 👑 that soon becomes part of the daily family language.

And when **6** 👑 is used in **plural**? After all, as the **Panoramic Dental Illustration** shows, there are **4 6** 👑. So when used *in plural*, the two or three last letters of the written number will go after the **6**, and logically will reflect the language where it is used. For example in English **sixes** and in Spanish **seises** will plural **6** 👑 as **6es** 👑.



In German **sechsten will call for 6ten**👑... and so on. But even when used in plural, families and children all over the world, will be able to SHARE the '6👑 concept' and with it, being crowned with 'The Crown of the 6es👑'.

This Chapter and Play will be translated into many other languages, including the Asian ones, to let the children of the world know the importance about their 6es👑. They will be posted as downloadable PDFs in our website.

The **Panoramic Dental Layout Illustration** is also universal, it needs no translation (except for its title), and helps *any* reader learn *at a glance*, what the 6👑 and 6es👑 stand for.

Needless to say, 'The Crown of the 6es👑' is also universal and highly effective in communicating through its images, the whole concept. Little translation is needed the Crown will basically look the same in any language.

'There will be a sea of crowns worn by the children, where a message of prevention will sail throughout the world.'

This moment of fantasy will become imprinted in their minds and in the family culture. Never before, in any society, were the 6es👑 honored. The 6es👑 are highly important, they should last more than 70 years, and are very vulnerable at age 5-6.

Prepared one week ahead, girls will be crowned as **Tooth Fairies** and boys as **Teethy Mice**, two collaborative heroes in dental prevention.

The fantasy will permeate the minds of children and grown-ups alike, leaving a long lasting impact of prevention in their school and family culture.

You can visit our website and **listen to the music** composed for this play: The Tooth Fairy Song (**English** speaking), la Canción del Ratón (**Spanish** speaking) and other beautiful songs sung by a great bilingual Children's Choir and recorded in a concert hall. You will love them!

Preparing for the Play one week ahead

1. Children, parents, grandparents and teachers all have been waiting with great expectation the upcoming of a unique day **THE DAY OF THE CHILDRENS' CROWNS'** The Children have decorated their classroom, now turned into the Great Hall of the Fairies' Castle. Plenty of images and main characters can be downloaded or copied from our website www.fairyandmouse.com

2. Days before, the students were handed out a ‘Crown of the 6es 🏰’. They have personalized it by writing their names on it, and by making drawings related to tooth brushing, a healthy diet or any idea of their preference.

The ‘Crown of the 6es 🏰’ design and content is being constantly updated, depending on the feedback we receive when carrying on this play in the schools. The last version will always be posted on our website.

2a. Children draw and write on one side of the Crown. Here they can make drawings and write their names on it. There is also a space devoted for the parents, grandparents and teachers to underwrite a legend where *they assume the compromise and responsibility* in supervising and assisting the child’s hygiene habits, especially regarding those 6es 🏰, by ‘*brushing every day and keeping sugars at bay*’.

2b. The opposite side has been color-printed and shows the **Panoramic Dental Layout Illustration** at its center, where the 6es 🏰 are clearly visible. This side also bears the four ‘6 🏰 Coins’ that are to be cut-out by parents or teachers. As we will learn, they play a crucial role in the rewarding of the 6es 🏰 by the Tooth Fairy.

3. Honoring the 6es 🏰 is a unique and novel preventive dentistry concept. It does not exist in any culture or country. Never before were the classroom teachers of preschool or first graders, asked to explain an **Illustration** like this, but it is perfectly feasible and a game-changer in oral health, through raising awareness of their importance. It will become part of the school and family preventive culture.

4. Availability of the Crowns. As the project is taking off, the availability of ready-to-use Crowns is limited to Mexico (July 2021). As the project grows and develops Amazon will be a good choice for world-wide distribution. They are already printing and distributing our book (in English and Spanish versions). However our website has a **Poster Section** where you can download and print Posters 60 x 90cm. Each Poster has 4 “Crown of the 6es 🏰”. You will have to print 2 Posters (Front and Back of the Crown) Large stationary stores have the required printers/plotters.

In the next pages you will see images of the “Crown of the 6es 🏰” and of the Posters. Availability in English, Spanish, German, French and Portuguese.

5. The Queen’s Magic Wand. This wand is used by the teacher in the crowning of Tooth Fairies and Teethy Mice. As of mid-2021, it is not commercially available yet and each school must craft its own. You can download designs and ideas from our website. www.fairyandmouse.com.

The wand has a unique feature; one of its ends is a **tooth brush**! The message to the children, parents, grandparents and teacher is crystal clear: regular and dedicated tooth brushing works wonders in keeping their dental health...and you can truly call it **Magic**!

6. A small jar containing brilliantine in silver or golden color will be needed during the crowning ceremony, it is intended to function as *star-dust*. A very small quantity will be spread over the children's head when being crowned.

IMPORTANT NOTICE: There is no need to register in our website to be able to download a variety PDFs and images, including the **Panoramic Illustration**, the 'Crown of the **6es** 👑', and the images of the main characters of our story. **However** all of the website content and/or of this document can not be edited and/or used directly or indirectly by any means, present or future, in promoting products and/or services or coexist with other brands. Or use it for profit in any regard. And please, don't forget to acknowledge or mention the authorship whenever or wherever this literary work and/or play is presented. Thank you for your comprehension. In order to get a license for a partnership or joint venture, please contact the author: cordero@hadayraton.com

The children are sitting attentively in their classroom chairs. They have their 'Crown of the **6es** 👑' on their laps, with the **Panoramic Dental Layout Illustration** clearly visible. We find ourselves in the Great Hall of the Fairies' Castle in the Kingdom of Dreams and Imagination'

First Part of the PLAY

Background music starts...

There are 5 songs in English and same 5 songs with lyrics in Spanish that were especially composed for this celebration. They can be played from a CD or directly from our website www.fairyandmouse.com via a cell phone or laptop and WiFi speakers.

*MASTER OF CEREMONIES, or
HerMaj. THE CASTLE'S QUEEN*

Good morning Children. Welcome. Today will be a school-day that you will never forget, 'The Day of the Children's Crowns'. It is a day that will help you understand how important is to '*brush every day, and keep sugars at bay*'. Everything begins with the fantasy of a story. Please your MAJESTY, can you tell us about this story please?...

QUEEN OF THE CASTLE

(If the QUEEN is sitting on her throne, she stands up and with a smile and clear voice begins to tell the story)

This Fairies' Castle is a very special place indeed. This Castle is exclusively dedicated to taking care of the children's health. You will find here all sorts of Fairies dedicated to every aspect of the children's wellbeing. However for some reason there was no Tooth Fairy yet, so today we are going to crown all these beautiful and charming girls with the aid of this Magic Wand, that I must tell you, it is so powerful and really works wonders. A little bit of Star Dust spread over your hair will finish the job...and YES! you are going to become TOOTH FAIRIES. All of you !

The TOOTH FAIRY however, has now a noble and hard-working friend named TEETHY MOUSE, so all the boys are going to be crowned too, but as MICE. Fairy and Mouse, two great heroes that will take care of the children's dental health, especially regarding their **6es** 🏰.

(THE QUEEN is now showing the **Illustration** with an unfolded Crown. She explains to the children how the **Crowns' Parade** will unfold, focusing on the First Group of **permanent teeth** that parades at age **6** where the **4 6es** 🏰 belong.)

First children, let's pay attention to this **Panoramic Dental Illustration** clearly visible on your Crowns. And you know what? these **blue teeth** and **green teeth** are also called Crowns...mmm...no wonder that this day is called 'The Day of the Children's Crowns'. There are Crowns and Crowns all over the place!

This **Illustration** stands for a child that is **5-6 years of age**. ¿How many of you are 5 years old?, please raise your hands. How many of

you are already 6 years old? please raise your hands. OK Great! so we are talking about YOUR little mouths.

The **green crowns stand for the milk teeth** that you already have in your little mouths and **the blue crowns** stand for **the crowns** that will be parading in your mouths from now on, till you are 12 and already a teenager...still a long way to go, right! Look how each one of the **blue crowns**, has a number inside. Well, the most important of them all is the number **6**, followed by a little golden crown 👑, both make up the **6** 👑. They truly are the Kings **6es** 👑 (boys) and Queens **6es** 👑 (girls) of all teeth.

Please children count with me the **blue dental crowns**. We start here in the midline OK?... (with the help of the Queen's index finger) **One, Two, Three, Four, Five...and SIX** 👑 ! (this counting is repeated four times due to the fact that there are four **6es** 👑.) Yes children we are talking about YOUR **FOUR 6es** 👑 which happen to be the most important teeth for the rest of your lives...mmm...let's say for the next 70+ years. And you will chew with them 3 times a day...EVERY single day.

And you know at what age do you get those marvelous **6es** 👑 in your mouth? well precisely at around **6** years of age...YOUR AGE! If you are still 5, don't you worry, number **6** is around the corner, in your next birthday that we are already celebrating!

We can see it right before our eyes!...the number **6** is a magical number! Why?...well...these **4 6es** 👑 show up at **6** years of age! They start the Parade along with these friends, the **2** lower front teeth. So the *First Group* starting the Parade has **6** teeth!, because **4** 👑 + **2** = **6**.

Your childhood will last for another **6** years. There you have it...another **6**!

Ok great. Now raise your hands those children that already have lost one **front milk tooth** (several children raise their hands). Congratulations! Surely the Tooth Fairy stopped by to pick up **your milk tooth** and has left some little money for you. Right?

But ...mmm...if I ask you about your **4 6es** 👑, could you tell me if one of them has already shown-up? I think very few are going to raise a hand. And you know why? Because families are not really aware of the **6es** 👑. (The Queen pointing with her index finger the **6es** 👑 in the illustration). Look!, we can see that there is no **milk tooth** that will fall out announcing the arrival of the **6es** 👑, so how is the Tooth Fairy supposed to know that the **6es** 👑 have arrived and leave a reward for the children? This is exactly where these '**6** 👑 **Coins**' printed on your **Crowns** step-in

(The Queen is now pointing with her index finger to the '**6** 👑 **Coins**')

Now regarding the role of these '6 👑 Coins' that are printed on your Crowns. Your parents, grandparents or teachers will have to help you and cut-out one of these Coins every time a 6 👑 appears in your mouth. There are **four** Coins that will represent the **four 6es** 👑 when they show up in your little mouth.

Every '6 👑 Coin' will function in *the same way* a **milk tooth** does. Once your parents have taken a look inside your mouth and spotted the *very white point* of a 6 👑 coming through your gum in the back of your mouth, it is time to let the TOOTH FAIRY know!

That night you will leave the '6 👑 Coin' exactly in the *same place* you would leave a **milk tooth**. The Tooth Fairy will come to visit you, pick the '6 👑 Coin' up and leave a reward that is '**double the amount**' of what she regularly leaves for a **milk tooth**. And not only that, she will also leave you **a tooth brush**, perhaps even a '*surprise gift*' too! Her message is clear... '*brush every day and keep sugars at bay*'. Dedicated and supervised brushing by parents and/or grandparents will make a difference in the long run. The **6es** 👑 have to be kept sparkling clean!

It is exactly here where our story 'The Day of The Children's Crowns' starts. To know the whole story, your parents or grandparents will have to read it out to you, either from the book or from our website.

Today let me tell you a little bit about the story...

...it happens to be so, that this important **Panoramic Dental Illustration** had been **hidden away from families and schools, for centuries!** Before explaining you why this happened, first imagine yourselves walking around in the beautiful valley of the Kingdom of Dreams and Imagination. Lakes, rivers, forests and a blue sky make a beautiful and heavenly landscape and a very special Fairies Castle sits on top of one of its mountains. Here live the Fairies that will take care of the children's health. This Castle has a Tower of Light that harbors a Security Vault and a Library. In the Security Vault the **milk teeth** picked up by the Tooth Fairy will be kept in a special and individual Magic Chest. *The song 'Days of Wonder'* talks precisely about the Tower of Light and the Magic Chests.

Within this Library, there is a highly praised book, *The Golden Book of the Children's Dental Health*. The answer to any problem you might have about the children's dental health is to be found in the wisdom of this book which of course, includes this **Panoramic Dental Illustration** that explains everything about the **6es** 🏰.

To make a long story short, what happened is that the Rat Gang that lived in the deepest cellars of the Castle, one day sneaked into the Library and opened *The Golden Book of the Children's Dental Health*. They found this beautiful **Illustration**, but the Rat Gang tore this **Illustration** out, and kept it in a secret place in a Laboratory of Alchemy to be found in their cold and dark underground headquarters. For centuries, nobody would know that this **Illustration** even existed!

However the Tooth Fairy and her assistant Teethy Mouse risking their own lives, embarked on the adventure of recovering this **Illustration**. After recovering it, and reading it through, they knew that the children and their families had to be aware of the eruption of the **4 6es** 🏰, because as soon as they showed up, it is so important to *'brush every day and keep sugars at bay'*!

The **6es** 🏰 are very prone to suffer cavities, especially at this age, and they have to last and be able to chew for the next **70+ years!** So never forget to *'brush every day and keep sugars at bay'*!

Thanks to the courage and love of our main characters, we are celebrating today 'The Crowning of Fairies and Mice' with 'The Crown of the **6es** 🏰' and thanks to this **Illustration** you now have understood what the **6es** 🏰 mean.

The stories' characters live in the fantasy of the children and they will do whatever it takes to keep them smiling, happy and healthy. And by the way, they also inspire us grownups in our own daily lives.

Now that the Tooth Fairy and her brave assistant Teeth Mouse have recovered this **Illustration**, there is no reason why the **4 6es** 🏰 shouldn't be REWARDED as they show up in the child's mouth!

Yes children, you were missing a GREAT REWARD, **but this changes today!** From now on, the **6es** 🏰 will be rewarded because as said, they are the most important of all teeth. The Tooth Fairy will leave a **'double reward'** for every **6** 🏰 that shows up, and not only that, *she will also leave* a nice **tooth brush**. The message is crystal clear, once the **6es** 🏰 show up, there is no time to loose *'brush every day and keep sugars at bay'*!

Part Two of the Play THE CROWNING CEREMONY

Children...now the great moment has arrived! We will proceed to crown TOOTH FAIRIES and TEETHY MICE with the 'Crown of the 6es 🏰' that you have previously prepared with great dedication for today's celebration.

QUEEN OF THEY CASTLE ASSISTED
BY THE MASTER OF CEREMONIES.

(**Note:** there are 2 options. Either the QUEEN walks to meet the sitting children crowning them there, or the children come-up front. This time the QUEEN will be crowning them up front.)

First we will crown the TOOTH FAIRIES. Will the 'first assigned FAIRY' come up front with her Crown please?

(The FAIRY is now facing the QUEEN and hands her Crown over. First the QUEEN directs herself to the audience.)

The words I am going to say to you now, are full of joy, and *count for each and every one* of our distinguished FAIRIES and MICE. I can't repeat them at full length every time because it will take hours to do so. Please accept my apologies and I hope these words will be imprinted in your minds forever. So listen very carefully.

Dear FAIRY, you will be crowned today as a TOOTH FAIRY. When the Magic happens you will have the responsibility of helping and motivating the children to *'brush every day and keep sugars at bay'* Please darling, close your eyes and lower your head, so I can place 'The Crown of the 6es 🏰' on top of your head. Do not open your beautiful eyes until I say so.

(The QUEEN places The Crown of the 6es 🏰 on top of the FAIRIE'S head)

Now, breathe deeply and make a wish...please take your time. Move your head to let us know when you already have made the wish.

(The FAIRY moves her head assertively signaling that she has made a wish)

Keep your eyes closed. Children's wishes are beautiful thoughts that have got wings like the birds do. We just need some little Magic to help them fly. I will touch your shoulders with this Magic Wand. You should know that this Wand also needs you. Without your fantasy, it would be meaningless. By the way, the Magic in this Wand comes from its tooth brush, because *'brushing every day and keeping sugars at bay'* truly makes wonders.

(The QUEEN taps both of her shoulders with the Magic Wand)

You can open your eyes now, your wish will come true!

(The FAIRY opens her eyes)

Now that you have been crowned as a TOOTH FAIRY, you shall receive some shiny star dust over your hair!

(The QUEEN herself or THE MASTER OF CEREMONIES takes just a small amount of silver or golden brilliantine out of the jar using her index and thumb fingers, and getting close to the FARIE'S head, she lets it slowly fall inside the Crown (now worn by the child). Care must be taken so that the brilliantine stays in the hair and doesn't land on the face or get into the child's eyes.

(Following this protocol, the rest of the FAIRIES are crowned as TOOHT FAIRIES).

QUEEN OF THE CASTLE

All of the beautiful girls in this classroom have been crowned as TOOTH FAIRIES. Congratulations! We will ask the boys to express their admiration for their classmate girls. Let's practice. Please say with me AHHH....!, and now...OHHH....!. Great! you are ready to you say it on your own. I will direct you and tell you when...

(The QUEEN acts as a director and with her hands signals their admiration expression)

MICE CHOIR

¡AHHH....! ¡OHHH....!....

QUEEN OF THE CASTLE

Well done! Now a final round of applause please!

(Boys applaud)

QUEEN OF THE CASTLE

Now we will proceed to the crowning of the MICE as TEETHY MICE the official TOOTH FAIRY ASSISTANTS.

(Same protocol is followed to crown the boys),
...and at the end of their crowning the girls will express their admiration and give them an applause as well)

QUEEN OF THE CASTLE

(Closing Remarks of the Play)

All the children in this classroom have been crowned, the girls as TOOTH FAIRIES, the boys as TEETHY MICE, her official friends and ASSISTANTS.

Be sure to leave your 'Crown of the 6es 👑' in a visible place in your room, every time you expect the to come by. It will let her know that you have already celebrated 'The Day of the Children's Crowns' celebration, and that you have followed your parents advice, 'brush every day and keep sugars at bay', keeping a special eye on your 6es 👑!

If you left a '6 👑 Coin' or a milk tooth under the pillow. The TOOTH FAIRY knows that she is in for a visit!

-END OF THE SCRIPT –

Other possible Closing Remarks of the Play

All of the children in this classroom have been crowned. You now belong to the children of the '6es👑 generation', which will make a difference in dental health in the short and long run.

But we celebrate not just the parading of your 4 6es👑, but we are officially welcoming the most important time of your formative life, that is elementary school. You are wearing a Crown for all to see. You represent the hope for a better world. Grownups in family, society or country will put the best of their love and effort to give you a childhood that will make the best out of you.

The appearance of milk and permanent teeth, go hand-in-hand with brain, language, social and psychological development. Six years of age is a milestone in everybody's life. Elementary school starts. So in more than one regard, we are celebrating a number of crucial happenings in the child's life. The 6👑 celebration will be there to remind us that a child's life is truly in our hands,.

Besides the Crown Images that follow, the reader will find the *detailed description* of two novel aids intended to truly help families upgrade the supervision and tooth brushing of those crucial back teeth called the 6es👑. *The Flat Spoon* and the *Adjustable Cheek Retractor*.

The present author has practiced dentistry for more than 40 years and was perfectly aware that these two devices were needed to make this celebration truly a 'game changer'.

...in the next pages, images of...

The Crown of the 6es👑
FRONT AND BACK, TO BE USED INTERCHANGEABLY
More info on www.fairyandmouse.com
www.hadayraton.com

18

18

Printing the 'Crown of the 6es' in **Spanish, English, German and French.**
 To make 4 ready-to-use Crowns, you will have to print 2 Posters, (Front and Back Side), cut-out, glue/staple them together.
 Use any plotter that can print poster size images of 60 x 90cm (big stationery stores).

Poster 1 of 2. Front side of the Crown in Full Color (print on regular glossy cardstock paper).

PDFs available at: www.fairyandmouse.com and/or www.hadayraton.com

For family and school use only. Not for direct or indirect commercial/profit use! Please help spread the New Tooth Fairy Tradition!

Este lado de la 'Corona de los 6es' es impresa en **cartulina brillante**. En este lado de la Corona no dibujas. Es para que recortes tus 'Monedas 6' y puedas darles la bienvenida a tus 6es y avisarle al Hada y al Ratón ¡Te traerán un regalo muy especial además de un cepillo de dientes!

This side of the 'Crown of the 6es' is printed on **glossy cardstock paper**. On this side of the Crown you just cut your 'Coins of the 6' out. This way you are welcoming your incoming 6es and the Tooth Fairy and el Ratón Teathy Mouse will leave you a special gift PLUS a toothbrush!

Diese Seite der 'Krone der 6ten' ist auf **glänzendem Kartonpapier** gedruckt. Auf dieser Seite färbst oder zeichnest du nicht, du schneidest einfach deine 'Münze der 6' aus. Sie begrüßen deine ankommenden 6ten. Die Zahnfee und das Mauschen Teathy Mouse werden dir ein besonderes Geschenk PLUS eine Zahnbürste hinterlassen!

Ce côté du 'La Couronne des 6es' est imprimé sur du **papier cartonné glacé**. De ce côté vous ne dessinez pas, vous découperez juste votre 'Monnaie du 6' pour accueillir vos '6' et pouvoir trouver the Tooth Fairy et La Petite Souris. Ils vous apporteront un cadeau spécial PLUS une brosse à dents!

The image shows four identical posters arranged horizontally, each representing a different language: Spanish, English, German, and French. Each poster is designed to be a 'Crown of the 6es' for a child's 6th birthday. The central part of each poster features a large, stylized crown with a castle on top. The crown has a large '6' on it. Below the crown, there are sections for 'Coins of the 6' (Monedas 6, 6 Pence, 6 Marks, 6 Francs) and a section for 'Tooth Fairy' (La Fée des Dents, La Petite Souris, Die Zahnfee, Die Zahnfee). Each poster also includes a 'Toothbrush' (Cepillo de Dientes, Toothbrush, Zahnbürste, Zahnbürste) and a 'Toothpaste' (Pasta de Dientes, Toothpaste, Zahnpasta, Zahnpasta) section. The posters are designed to be cut out and used as a crown for a child's 6th birthday.

Ce côté de la **La Couronne des 6** est imprimé sur du **papier cartonné non glacé**. Sur cette surface, vous pouvez dessiner et illuminer avec vos couleurs préférées. La plume de vos parents, grands-parents et professeurs signera sans problème.

[illegible]

Some improvised 'Crowns of the 6es' 🏆



'The Crowns of the 6es 🏰' for all the Children in the World!

You can trace, cut the front crown's triangle and write in different languages with the aid of google translate, then overlap it on your Crown. Now you belong to the 6es 🏰 generation. Children from all over the world will be getting their fair share when the TOOTH FAIRY and el RATÓN (Mouse) stop by to pick-up their '6 🏰 Coin' and leave them a *double reward* plus a *tooth brush*.



ENGLISH



GERMAN



FRENCH



ITALIANO



PORTUGUESE



RUSSIAN



JAPANESE



CHINESE

Odontologic



Common sense
in dental health

Odontológico



Sentido común
en salud dental

"More than 20 years helping people maximize their oral hygiene at home"

...proudly present two unique innovations ...

Flat Spoon and Adjustable Cheek Retractor

www.fairyandmouse.com

*The Flat Spoon**, to be used as the first unbreakable dental mirror for family use; and its ideal complement, the Adjustable Cheek Retractor. These two devices will motivate and help family members in their tooth brushing routine, especially regarding small and elementary school children, where the supervised brushing of the **4 first permanent back teeth** or **6es** 👑 is crucial (see next-page panoramic illustration).

Important note: as of July 2021 they are only available in Mexico.

...from the book "The Day of the Children's Crowns", the 'Crowning of Tooth Fairies and Mice with The Crown of the **6es** 👑' that enriches the Tooth Fairy tradition.

**These products bear the book-title mark 👑 El Día de las Coronas de los Niños 👑 ® Regis. TM at the IMPI (México). Spoons with the English title 👑 The Day of the Children's Crowns 👑 will shortly be available in Mexico too. Intellectual protection in other countries by international treaties.*

**Copyright©, Dr Sergio Sánchez Cordero, Dental degree at the UNAM 1970-74. Clinical Periodontology and Master of Science in Dentistry degree by New York University College of Dentistry. 1975-78.*

The Flat Spoon to be used as a home-care dental mirror

The Cheek Retractor to increase visibility.

(photos at the end of this writing)

What you can't see...you just can't take care of...

Parents, Grandparents and Children...

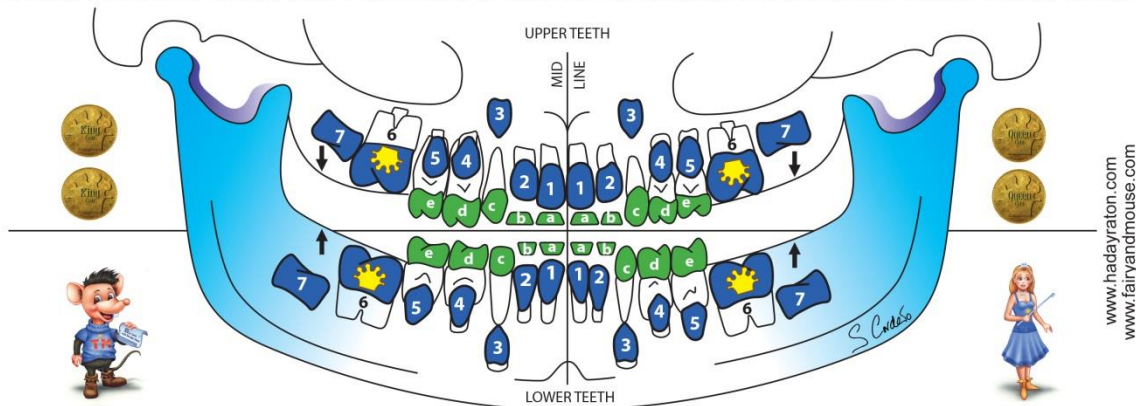
*¡Keep an eye on those **4 permanent back teeth!***

The following illustration delivers information that most parents, grandparents and children themselves ignore! Download its full letter-sized PDF-format from website.

The Children's Crowns Parade, is coming!

Dental layout around **6 years of age**: pre and elementary school starters-

All along elementary school, **20 milk teeth** will be shed and the crowns of **28 permanent teeth** will emerge. The **6's** 🌟 are the **first permanent molars** and their developing roots will allow them to erupt soon. They have a golden crown 🌟 within them, because they truly are the **4 Kings** (boys) and **4 Queens** (girls) of all teeth. They constitute our main chewing tools and we will use them 3 times a day for the next 70 years! Names of teeth below. *Term in dentistry in italics.*



The MID LINE allows a cross to be traced that has 4 symmetric areas. **Each** of these areas or sections holds **7 numbered permanent teeth** that occupy a specific position. The **1's** are close to the MID LINE, the **7's** far away. The same criterion applies to the **milk teeth represented by a, b, c, d, e**. Consider variation in the time of eruption. The tendency is for girls to be one step ahead.

1 = Front Tooth/Central Incisor

2 = Front Tooth/Lateral Incisor

3 = Canine / Cuspid

4 y 5 = Bicuspids/Premolars

6 = First Permanent Back Tooth/Molar

7 = Second Permanent Molar

a's and b's = Front Milk Teeth

c = Milk Canine/Cuspid

d / e = First and second back milk-teeth

© 2014 S. Sanchez Cordero. INDAUTOR/MEXICO All rights reserved. www.fairyandmouse.com

¡Keep an eye on those **4 6es** 🌟 in preschool/first graders!

As preteens/teenagers they will later debut their **4 7s back teeth**.

This illustration shows us, that the **4 6es** 🌟 **do not shed any milk tooth as they erupt**, and therefore nobody announces their arrival. The Tooth Fairy and/or el Ratón, didn't reward them either, but in our story, "The Day of the Children's Crowns", the **Four 6es** 🌟 are centerpiece. **"The last will be the first"** is a legend written in

the Manuscript that Teethy Mouse is holding in his left hand. It literally means that in the mouth of an elementary school child, the very last back teeth to be found are the **first permanent back teeth that are the 6es** 👑 in our panoramic illustration. The story and the whole concept comes in our book "The Day of the Children's Crowns", printed and distributed by Amazon USA (2019). It is also available in Spanish with the title "El Día de las Coronas de los Niños".

To learn more about our Story Characters go to our web page www.fairyandmouse.com where you will be able to **freely download a variety of PDFs!** ...and also **listen to the music** composed for its Stage and ScreenPlay (to come). With songs in English and Spanish lyrics, sung by one of the main Children's Choirs in Latinamerica... *El Coro de Niños y Jóvenes Cantores de la Facultad de Música UNAM, under the direction of Maestra Patricia Morales.* For the **Spanish version** go to www.hadayeraton.com

Fantasy is a key element in children's consciousness. Our story provides it, but in order to truly make a difference in preventive oral health, **we had to empower families with the right implements**...after all, we dentists do use an intraoral mirror routinely to make a diagnosis, however families lacked the proper dental mirror.

It had to be unbreakable, last a long time and be available to all family members. A mirror-grade polished **Flat Spoon**, a truly simple design, was the ideal solution. Used in a *combo-kit* with the adjustable **Cheek Retractor** allows families to fully supervise the dentition as never before...and this constitutes a new beginning in home oral health care.

Once you go through this writing, it will be evident that these two devices can truly make a difference.

This is particularly important for children during elementary school, *a critical 6-year period in every regard.* Supervised and assisted tooth brushing in those **6es** 👑 *in starters*, plus the **7es** *in 12-year-old preteens* make a total of **8 back permanent teeth**. Please, go to the panoramic illustration to fully understand these numbers..

In order to visualize the whole concept, we invite you to familiarize yourself (including your child) with the classroom ceremony of 'The Crowning of Tooth Fairies and Mice with The Crown of the **6es** 👑' You can download the PDF from our website www.fairyandmouse.com

The Flat Spoon and the Cheek Retractor

Spoons are known to mankind more than 2 thousand years ago. They provide a civilized manner to eat our food, but no one ever had thought of flattening it out and transforming it into the first unbreakable dental mirror for homecare use.

Their advantages are evident and self-explanatory:

1. Spoons are used and shared by **all** family members.
Children are already familiarized with spoons. When parents or grandparents approach the child's mouth with the **Flat Spoon**, children will instinctively open their mouths. This amicable behaviour is unthinkable when talking about the typical dental mirror. Besides, parents can resort to a lot of phrases that will invite the child to allow for tooth brushing supervision like: "Soon...this flat spoon will say hello to your back teeth"... "Hi teeth, I am the Flat Spoon!"..."Your teeth will love the Cartoon of the Flat Spoon!"...etc.
2. A normal spoon helps you eat...the **Flat Spoon Mirror** helps you see that your teeth remain sparkling clean.
3. The **Flat Spoon** is made out of a high quality stainless steel, that has been polished to a fine mirror grade. It will last for years, however parents and children must understand that they are not toys. They must be kept in a safe place and **avoid being scratched**. To wash the Flat Spoon, just use liquid soap and your finger tips (no brushes or fibers, please). Dry with cloth, put it in its plastic envelope and keep it in a visible place among the toothbrushes.

The Cheek Retractor *(photos on page 30)*.

The mouth of a small 6 year-old child, does not allow parents or grandparents to fully see the back teeth, especially the **6es** 🦷. Therefore it is wishful-thinking to ask a child to "brush his or her teeth adequately". For parents, to get truly involved in supervising and assisting the tooth brushing and health of those **6es** 🦷, they need to visualize them first.

The Cheek Retractor allows light to get inside the oral cavity and also clears the way. Parents could obviate it by using their plain index finger or another spoon, but the **Cheek Retractor** has additional benefits. It is adjustable to fit the child's mouth. It will last a long time. It is a family reminder and motivator.

In the great majority of the cases, the **Cheek Retractor** allows for the visualization of the lower dental arch, but to see the upper teeth, we also need the Flat Spoon, as the photos show. *"The lower back teeth direct we see...the uppers with a mirror should be"*

The combo of a Flat Spoon and the Cheek Retractor are a highly useful combination that allow the parents and grandparents to have a much better control of the children's dental health.

Useful guidelines on the use of the Flat Spoon (FS) as a dental mirror.

(photos on page 30)

1. Always check that the **FS** has a **shiny uniform surface**. To clean it, just use liquid soap and your fingertips (no brushes or fibers, please). Dry with cloth.
2. a) Any mirror or reflecting surface that enters the oral cavity will tend to fog with the water contained in your breath. To minimize this inconvenience and keep a clear surface, the first thing to do is ask the child to hold his or her breath for 5 seconds while we inspect one side of the dentition. Rest and do the same to inspect the other side. This simple procedure will be enough in most cases to help us keep a clear shiny surface.

b) If this procedure is not enough, we can place the **FS** in a glass containing warm water (not more than 38° C) for a minute. Dry then with cloth. The warm **FS**-surface will tend to resist fogging for a whole minute, time enough to check the back-teeth.

Warning: please routinely check that the **Flat Spoon is not hot**, just as you would do when feeding your child warm soup with a spoon.

3. The **FS** should be considered an oral hygiene implement, just like a tooth brush, it is not a toy. The reason why, is that *its surface can get scratched*. Standing in a designated place among the toothbrushes, the beautiful **FS** will remind family members of the importance of self or assisted checking of the dentition, especially the upper back teeth in elementary-school children.
4. In our experience, **the FS and the Cheek Retractor are great motivators** for all members in the family, especially in regard to children, who now *ask their parents, grandparents or guardians to help brush and supervise their back teeth!*

¿What should we look for when checking the back teeth?

Envision the natural anatomy of a back tooth like a land-geography consisting of mountains (*cusps*) and rivers (*fissures*). Cusps/ fissures anatomy is present in a wide variety of toothed animals because this structure is highly efficient in food chewing. Problem is when human diet incorporated a great deal of added sugars with a diverse array of physical properties e.g., some sweets stubbornly impacting themselves in those fissures. The end result being that, by far, the most frequent

site of cavity formation is precisely in the fissures of the back teeth. It is called **Fissure Caries** (*you can google fissure caries images*). As you will be checking those back teeth regularly it is important that you get familiar with the Fissure Caries Images. In any event, every child and teenager should have a **diagnosis and treatment plan by the dental health professional** of your choice.

The Back Teeth are of a **White Color**. So are their Fissures! Back teeth erupt into the oral cavity with **White Fissures** and **White** is their natural color. It is our duty as parents and grandparents to see that those fissures are properly brushed, cleaned and stay as White Fissures. Any discoloration or brownish color of any part of the fissures can mean potential cavity activity, which prompts a visit to the dentist to clarify doubts.

We only have those 6 elementary-school years, as a window of opportunity to really make a difference in oral hygiene. **Remember that the 8 Permanent Back Teeth**, the **6es** 👑 and **7s** will have to last for the next 75 years!

Elementary school starters get **the 6es** 👑 at 5-6 years of age, and the preteens get **the 7s** at 12 years of age. See our Panoramic Illustration (page 2).

A cavity free dentition is a gift we can give to our children or grandchildren that will last a life-time.

“Brush every day...and keep sugars at bay”, should be a *lifetime habit* for the individual, *acquired in childhood*. Once our children get to be preteens, they become *really* independent, so...well...you better prepare the rock guitar...

Dedicated, careful and maximized oral hygiene has additional benefits. It not only helps fight cavities, but also helps prevent the onset of gum inflammation or *gingivitis*, so frequently found in teenagers. Later in life, *long-standing gingivitis* can lead to a *periodontitis* which means permanent damage to the anchoring root-system of various degrees of severity.

Needless to say, dental plaque build-up, *takes away the luster and beauty of the dentition and promotes bad breath*. This is something you just don't want or deserve, especially when you are a teenager.

The Flat Spoon and the Cheek Retractor* ARE NOT intended to replace the advice, diagnosis or treatment plan of the dental health professional, they complement it. **Available only in Mexico as of July of 2020.*

*Products trademarked with the phrase 🏆 El Día de las Coronas de los Niños 🏆 ® Trademark and Industrial Design with **IMPI** registration (México). Protection in other countries by international treaties.



FIG. 1

'The Ideal Couple'

The mirror-grade polished **Flat Spoon**
And the adjustable **Cheek Retractor**

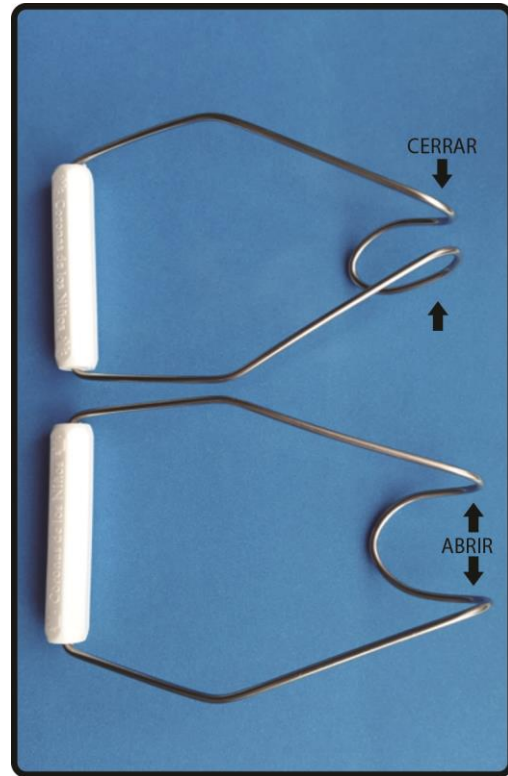


FIG. 2

The Retractor is adjustable
CERRAR/CLOSE small mouth
ABRIR/OPEN larger mouth

Use the **Retractor** to check *the lowers*...



FIG. 3

'Checking-out the lower 6es 🏆'

This last back tooth is a **6** 🏆
The **Retractor** allows for visibility

...plus de **Flat Spoon** for the uppers



FIG. 4

'Checking-out the upper 6es 🏆'

The last reflected tooth is a **6** 🏆
...the **Flat Spoon** reflects the uppers